




Modula PALLET

Think Vertical, Think Modula





DO YOU HAVE PALLETS ON THE GROUND THAT TAKE UP USEFUL SPACE?

MODULA PALLET

allows pallets to be stored utilizing **THE ENTIRE HEIGHT OF THE WAREHOUSE AND THUS FREEING SPACE ON THE GROUND.**



DO YOU WANT TO STORE PALLETS ERGONOMICALLY AND SAFELY?

MODULA PALLET

allows you to **HANDLE PALLETS FROM THE GROUND WITHOUT FORKLIFTS.**



DO YOU NEED TO OPTIMIZE THE TEMPORARY STORAGE OF YOUR PALLETS?

MODULA PALLET

act as a **BUFFER FOR RECEIVING AND SHIPPING GOODS** while providing a temporary storage solution for **INCOMING OR OUTGOING GOODS.**



If you have a few pallets, to hundreds of pallets, and you want a storage system that is safe, ergonomic, quick to install and easy to use, Modula pallet is the automated storage solution for you!

THE NEW SOLUTION TO STORE PALLETS



SAFE



EFFICIENT



ERGONOMIC

THE IDEAL SOLUTION FOR EURO PALLETS

Modula Pallet has been designed for **the storage of 1200x800 mm Euro pallets**, in any case allowing the use of **standard trays for bulk material**.

The loading bay measures the incoming pallet, **checking its weight and height**.

Based on the resulting values, the **system identifies the most suitable position** among all those available in the storage system.



0%

NO WASTED SPACE IN HEIGHT



LOAD ALWAYS BALANCED



LOADING

Modula Pallet has a **loading bay** designed for use with:

- **MANUAL TRANSPALLET**
- **ELECTRIC TRANSPALLET.**

You will finally be able to load pallets **from the ground without having to lift them**.

- **WITHOUT ANY DANGER**
- **WITHOUT WORKING AT HEIGHT**
- **WITHOUT FORKLIFT DRIVERS**



LOADING FROM THE GROUND



100% SAFE

MODULA PALLETS are also able to be moved with a forklift after materials are loaded on top.

TECHNICAL CHARACTERISTICS

HEIGHT from 4,300 mm to 16,100 mm	MAXIMUM STORAGE HEIGHT 1,200 mm (product) + 144 mm pallet height: total height 1,344 mm
INCREASE IN HEIGHT 200 mm	STORABLE MATERIAL It is possible to manage pallets and bulk material at the same time
PITCH 25 mm	OPERATOR INTERFACE 10.4" touch screen industrial console (Copilot)
TRAY WIDTH From 1,500 to 4,100 mm	TYPES OF BAY 1 pallet bay on the ground + 2 standard bays (also at a height)
TRAY DEPTH 1,257 mm	<ul style="list-style-type: none"> • Minimum power consumption • Automatic weight control at the return of each tray • Dynamic management of loading heights • Supporting structure in galvanized steel • Transmission via Eagle steel reinforced toothed belt • Lift drive system with 6 HDPE wheels per side • Management of trays with different capacities
TOTAL GROSS CAPACITY From 35,000 to 90,000 kg (according to models and configurations)	

PIECE PICKING

DO YOU NEED TO PICK SOMETHING UP, BUT YOU DON'T WANT TO MOVE THE ENTIRE PALLET?



You can access the goods **directly from the side windows of the loading bay** without removing the pallet completely from the machine.


MIXED STORAGE

Modula Pallet can store pallets as well a **bulk and packaged products or boxes**.

Modula has also been designed for also been designed for **mixed storage**: some trays are used for storing pallets, and other standard VLM trays are used for storing other materials.

In this case there will be a specific pallet bay for pallet management, and another opposite bay for standard picking operations.

With **the same Modula**, it will therefore be possible to meet **different storage needs**.



A SINGLE LOADING BAY FOR MULTIPLE STORAGE SYSTEMS

It is possible **to combine multiple Modula Pallet** storage systems and equip only one of them with the loading bay. An internal shuttle will allow you to move the load from one storage system to another.

It will be possible to **place and pick from a single point** while storing in different units.



TECHNOLOGY THAT INTEGRATES WITH DIFFERENT SOLUTIONS

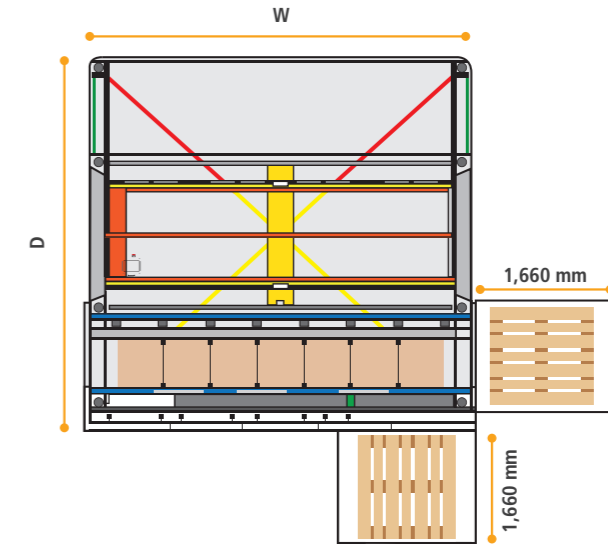
Modula Pallet is based on modular and intelligent technology which, thanks to the **Modula WMS** software, integrates with other technological solutions such as:

- **AMR**
- **AGV**
- **Roller conveyors.**

In this way, the **whole process** can be managed **completely automatically**.




PALLET MODELS



Model	Tray width (mm)	Tray depth (mm)	Net capacity per tray (kg)	Maximum number of pallets per tray	Size in plan view W x D (without lift)
ME PALLET	1,460	1,257	990 Kg	1	2,038 x 4,460
MA PALLET	1,860	1,257	990 Kg	2	2,438 x 4,460
MX PALLET	3,060	1,257	990 Kg	3	3,638 x 4,460
ML PALLET	4,060	1,257	990 Kg	4	4,638 x 4,460


ACCESSORIES



MODULA WORLD



Modula is present in 5 continents with dealers and branches located in over 50 countries



MODULA S.p.A.
via San Lorenzo 41
Salvaterra di Casalgrande (RE), Italy
Tel. +39 0522 774111
info@modula.com
www.modula.com

